




# Preparing your Kids for Tests and Exams



# Learning Attitude 學習態度

## ■ Homework

Workbook, SLR, Reading Booklet, Grammar, Intensive Reading

## ■ Filing

Dictation papers, SLR, Intensive Reading, Worksheets

	學習概況 Performance	A優異 Good	B一般 Fair	C仍須努力 Needs Improvement
一.課業 Homework	-認真完成 Making an effort to complete homework	經常提供正確答案 Student always makes an effort to complete the homework. The homework is always of good quality (e.g. Excellent handwriting).	答案間中有錯漏 Student sometimes makes an effort to complete the homework. The homework is of reasonable quality (e.g. The handwriting is neat but not very good).	經常欠做/馬虎胡亂作答 Student does not make an effort to do The homework and may even skip some parts.
	-做妥改正 Making corrections	能把錯處一一改好 Student makes corrections every time and they are always correct.	間中遺忘改正錯處/ 部份改正亦有錯誤 Student sometimes forgets to make corrections. The corrections are not always correct.	經常欠做改正/ 經常改錯 Student always forgets to make corrections. The corrections are not correct.
	-齊全 Neatness & Tidiness	經常保持整潔/存檔齊全 All the worksheets and dictations are kept in an organized manner.	尚算整潔但偶有遺失 Most of the worksheets and dictations are kept in an organized manner.	欠存檔/混亂、欠整潔 Worksheets and dictations are messy.

# Learning Attitude 學習態度

## ■ Lesson Performance

- Ask and Answer questions in class
- Be Attentive in class
- Co-operate with others in group activity

二. 課堂學習 態度 Lesson Performance	- 專心上課 Attentiveness	經常留心聽課 Student is always attentive in class.	偶有不專心聽課 Student is sometimes attentive in class.	經常不專心聽課 Student seldom pays attention in class.
	- 課堂參與 Participation	經常積極參與課堂活動 踴躍舉手作答 Student always participates actively in class and always answers and ask questions.	頗積極參與課堂活動 偶爾舉手作答 Student participates in class and sometimes answers questions.	不積極參與課堂活動 不舉手回答問 Student does not always participate in class and never answers questions willingly.
	- 合作性 Cooperation	非常樂意與同學合作及交流學習心得 Student actively works with others and helps others in need.	與同學合作交流表現較被動 Student passively works in groups.	不喜歡與人合作交流 Student does not work with others.

---

# Get Ready for the Test!

- Test Content
  - Question Types
  - Study Notes
-

(並非涵蓋所有考試內容)




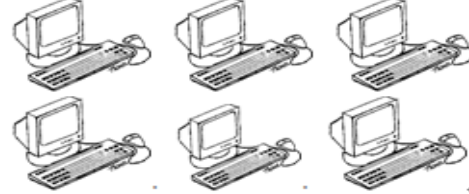
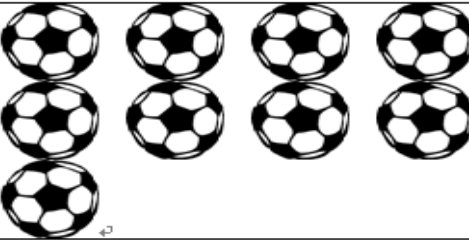


Name: .....

Class: .....

Date: .....

Unit 課次	Vocabulary 生字	
	Recognition 認字	Spelling 串字
1	<b>People at school:</b> boy, girl, student, teacher  <b>Greetings:</b> Hello! Hi! Goodbye. Good morning. Good afternoon.	<b>Body Parts:</b> eye, nose, ear, mouth, face, head, hand, arm, leg, foot, tooth, teeth, fingers, toes, knees  <b>Numbers:</b> one, two, three, four, five, six, seven, eight, nine, ten, zero
2	<b>Things in the classroom:</b> door(s), window(s), <del>rubbish bin</del> , blackboard, computer, desk(s), chair(s), table  <b>Subjects:</b> English, Maths, Chinese, GS	<b>Things children do at school:</b> draw, read, write, count, play, use, learn, sing, eat  <b>Stationary:</b> schoolbag, book(s), file(s), water bottle, pencil case, pencil(s), pen(s), rubber(s), scissors, ruler(s)
3	<b>Things children do with their families:</b> fall down, watch TV, read, set the table, wash the dishes, cook dinner, water the plants	<b>Family Members:</b> mother, father, grandmother, grandfather, brother, sister  <b>Things children do with their families:</b> eat, work, shop, laugh, cry, play, watch TV, read
4	<b>Things in the Park:</b> a bench(s), a tree(s), a rubbish bin(s), monkey bars, a slide(s), roundabout(s), a see-saw(s), a swing(s)  <b>Numbers:</b> twenty one, twenty two, twenty three, twenty four, twenty five, twenty six, twenty seven, twenty eight, twenty nine, thirty	<b>Things children do at the park:</b> run, climb, jump, skip, kick, sit, have a walk, ride a bicycle, eat, play  <b>Things we bring to the park:</b> snack(s), an orange(s), an apple(s), a cake(s), a sandwich(es), an egg(s), a lollipop(s), a sweet(s), a drink(s)

# Part \_\_\_\_ Write the numbers in words.

e.g. · · · · · <u>two</u> · · · · · fish	
1. · · · · · desks	
2. · · · · · chairs	
3. · · · · · computers	
4. · · · · · balls	
5. · · · · · cup	
6. · · · · · books	

	<p><b>Punctuations</b></p> <p>1.→ Capitalization in First word of sentences · e.g. <u>This</u> is my book.</p> <p>2.→ Capitalization in Proper Nouns · e.g. My name is <u>Anne</u>.</p> <p>3.→ Commas in lists of items · e.g. I draw a rectangle, a circle, a square and a triangle.</p> <p>4.→ Full Stops at the end of each sentence · e.g. I am Anne.</p> <p>5.→ Question Mark at the end of a question · e.g. What is your name?</p>
	<p><b>Question Words</b></p> <p>1. What · 2. How · 3. Where</p> <p>e.g. <u>What</u> is your name?</p> <p>· · · <u>What</u> is your father's name?</p> <p>· · · <u>What</u> do you do with your family?</p> <p><u>How</u> old are you?</p> <p><u>Where</u> do you live?</p>

↵

Part 2e · Circle the punctuation mistake and make corrections.  
(10%, @2%)

↵

· · · · H

e.g. hi, I'm John.

M

1. my name is Betty.

?

2. What is your name.

J

3. My name is joe.

M

4. My mum is mrs Chan.

S

5. she is nice.

↵



Unit 課次	Writing
1	<b>Conversations</b> Greetings·e.g.·Good morning·  <b>Guided Writing</b> Tell me about yourself
2	<b>Guided Writing</b> What can you see in your classroom? What are in your schoolbag?
3	<b>Guided Writing</b> Tell me about your family
4	<b>Guided Writing / Picture Story</b> What do you do at the park?

Part 8 Guided Writing (15%)

Lily writes about herself. Read what Lily writes.

I am Lily.  
I am five years old.  
I like purple.  
I like to draw triangles.  
I like to play on the roundabout.

Please follow the above example and write five sentences about yourself.

1. What is your name?
2. How old are you?
3. What colour do you like?
4. What do you like to draw?
5. What do you like to play?

## Question Words

1. What · · · 2. How · · · 3. Where

e.g. What is your name?

· · · What is your father's name? · · ·

· · · What do you do with your family?

How old are you?

Where do you live?

## Reading 閱讀

Content 內容	Questions 問題	Format 形式
1. → Book cover 書封面	What is the title of the book? Who wrote the book? Who is the illustrator? What is Tom reading?	MC 多項選擇題
2. → Contents 書目錄	How many units/stories are in this book? What is the best title for this book? Ann wants to know the meanings of some difficult words. She should turn to page _____. Which unit is the longest?	
3. → Reading Passage	✓ → Main Idea	

Part 9: Reading Comprehension

Read the conversation between Miss Wong and Jim. Then blacken ● the correct answers. (11%, Q.1-4 @2%, Q.5 @3%)

At school, Jim sees his teacher.

Jim: Good morning, Miss Wong.

Miss Wong: Good morning, Jim. What do you like to do in class?

Jim: I like to draw in class.

Miss Wong: Besides drawing, what else do you like?

Jim: I like to read, too.

Miss Wong: Do you like your school?

Jim: Yes, I like my school and all the teachers.

1. Where does Jim talk to his teacher?

☐ A. at school

→

☐ B. in the park

☐ C. at home

→

☐ D. in a supermarket

2. Who is Jim's teacher?

☐ A. Miss Lee

→

☐ B. Miss Wong

☐ C. Miss Fong

→

☐ D. Mr. Wong

3. What does Jim like to do in class?

☐ A. read and write

→

☐ B. use the computer

☐ C. draw and read

→

☐ D. draw and write

4. Does Jim like his school and teachers?

☐ A. No, he does not.

→

☐ B. Yes, he likes his school and teachers.

☐ C. Yes, he likes his school only. → ☐ D. Yes, he likes his teachers only.

5. What do you like to do in class? (3%)

# How to prepare for the tests & exams?

- Use a Spelling Book. Be creative!
- Read everyday (English Books in the 2nd term)  
Reading Comprehension Exercises
- Revise SLR, Worksheets, Workbook
- Online Resources

<http://www.pkps.edu.hk/09-10%20teachplan/final/EN06.html>

---

---

Learning Attitude 學習態度

Try your best!

We Work Hand in Hand!

